Customer control guide
Potterton Promax Combi

Totally dependable.

POTTERTON

Potterton Promax Combi - control panel

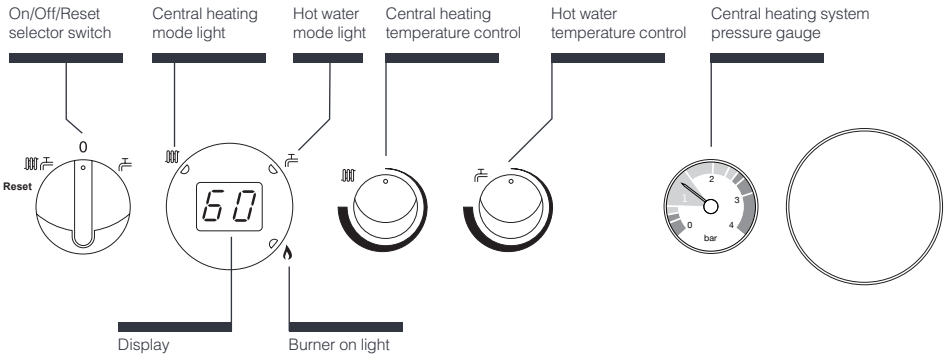

Central heating indicator
The indicator will illuminate when the boiler is in central heating mode.

Hot water indicator
The indicator will illuminate when the boiler is in hot water mode.

Burner on indicator
The indicator will illuminate when the burner has fired and is heating your central heating or domestic hot water.

Boiler output temperature
In either the central heating or domestic hot water position the display will illuminate showing the current boiler flow temperature in degrees Celsius.

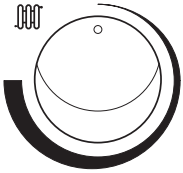

Central heating temperature control
Turn the knob clockwise to increase or anticlockwise to decrease the temperature. Range 25-80° C.

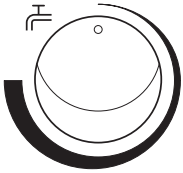

Hot water temperature control
Turn the knob clockwise to increase or anticlockwise to decrease the flow temperature. Range 35-60° C.

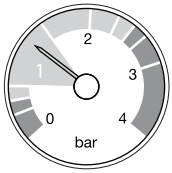

Central heating system pressure
The normal operating water pressure is between 1 and 2.0 bar. If the pressure exceeds 3 bar the safety pressure valve will operate and a fault is indicated. Contact your Installer.

Selector switch

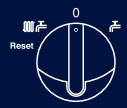

Off position

The boiler will not operate

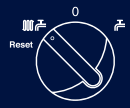

Central heating and hot water

Both heating and hot water will operate

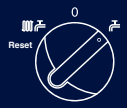

Hot water

Hot water will operate

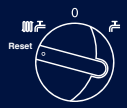

Reset

Hold for approximately 5 seconds and release

Hot water but NO central heating?

1. Check that the boiler is set to central heating.
2. Is the room stat turned on?
3. Is the timer turned on and set at the correct setting for heating?
4. Check the radiator valves. Are they open? Set as required (1 - lowest setting, 5 - highest setting).
5. If all the answers to these questions are yes and the hot water is still not working you need an engineer.

Boiler not working at all?

1. Is the electricity supply on?
2. Is the gas supply to the house on?
3. Does the pressure gauge read between 1-1.5 bar? If not, check the fault indicator – if it shows E119 it means that the pressure is low.
4. Is the time clock switched on?
5. Is the room stat and its light switched on?
6. If all the answers to these questions are yes and the boiler is still not working you need an engineer.

Energy saving advice

Here are some tips to get the best out of your central heating system and reduce your fuel bills.

Turn down thermostatic radiator valves

You can save money every year by turning down the room thermostats by just one degree in rooms you don't often use

Showering uses less hot water and is therefore cheaper than bathing

Make sure your hot taps are completely turned off after use

Turn your heating off if you go away in the summer

Make sure curtains do not cover radiators

Only boil as much water as needed

Brooks House
Coventry Road
Warwick
CV34 4LL

sales: 0344 871 1560
email: info@potterton.co.uk
web: potterton.co.uk

This brochure is printed on paper made from trees grown in a sustainable forest. It is 100% recyclable and conforms to IS0 14001 Environmental Certification. The inks used to print this document are soya based which are 100% recyclable and significantly more environmentally friendly than traditional solvent based inks.

Potterton policy is one of continual improvement and development. The right to change specification and appearance without prior notice is reserved. The reproduction of colours is as accurate as photographic and printing processes allow. The consumer's statutory rights are not affected.

POTTERTON